

Product Catalogue 2020

Your partner in...

veterinary
saliva
endocrinology
infectious disease
food intolerance

...diagnostics





meditec

Demeditec Diagnostics GmbH is a privately owned company located in northern Germany. Since the foundation in 1987 Demeditec has rapidly grown to become a successful and reliable manufacturer and supplier of in vitro diagnostic test kits. We are, therefore, proud to present an extensive product panel of non-radioactive (ELISA) and radioactive (RIA) test systems.

Our top-selling products feature Human and Veterinary Diagnostics, Endocrinology – especially Salivary Diagnostics –, Infectious Diseases, Autoimmunity, Biogenic Amines, Tumor Markers and Food Analytics.

Our customers are located worldwide and include private laboratories, hospitals, universities as well as other research institutions and pharmaceutical companies.

To ensure the quality of our products, services and support, Demeditec has been certified according to EN ISO 9001 and EN ISO 13485 since 2003 and according to the GMP standard since 2011. These certifications, along with qualified and creative personnel, enable the development of innovative test kits in our R&D department.

We welcome you to be a part of our network and hope to convince you of the quality of our products and support.



Arndt Stüber
General Manager



Contents

Introduction	3
Veterinary Diagnostics	4
Salivary Diagnostics	5
Autoimmunity	6
Immunology	8
Biogenic Amines	9
Infectious Disease	10
Food Analytics	12
Allergy & Food Intolerance	13
Reproduction / Down-Syndrome	14
Bone Metabolism	15
Thyroid	16
Nephrology	16
Tumor Marker	17
Diabetes	18
Growth Factor	18
Others	19
Index	20
List of abbreviations	21
Who we are!	22

Introduction

Dear partner,

by specializing and expanding our product range, we are able to supply new kinds of customer groups and establish our enzyme-immunoassays in numerous laboratories, hospitals, universities as well as other research institutions and pharmaceutical companies.

With this product catalogue we'd like to introduce our top-selling assays to you!



Veterinary Diagnostics



For more details please ask for our special brochure "Veterinary Diagnostics".

This product group contains a wide range of immunoassays for the determination of various parameters for veterinary diagnostics and research. Our portfolio includes immunoassays for analytes of different animals. Here we offer many species-specific test kits of which some are unique worldwide. These are often used by CROs and in pharmaceutical studies.

Moreover for determination of steroids in animals also our human test-kits can be used since the structure of steroid hormones is the same in all species. It would be recommended performing an extraction step of the samples prior to the assay in order to avoid any influences caused by the different matrix. To avoid this additional step alternatively steroid measurement of the free steroid fraction is possible by using salivary samples. Usually it is not difficult to get saliva samples from various animals which can be used directly in our saliva assays which can be found on the next page.

Method	Cat.-No.	Tests	Incubation time	Standard range	Sensitivity	Final sample volume	Sample type	Substrate
Testosterone rat/mouse								
ELISA	DEV9911	96	1 h 30 min	0.1 - 25 ng/ml	0.066 ng/ml	10 µl	serum, plasma	TMB 450 nm
Corticosterone rat/mouse								
ELISA	DEV9922	96	2 h 30 min	15 - 2,250 ng/ml	6.1 ng/ml	10 µl	serum, plasma	TMB 450 nm
Estrone-3-Sulfate equine								
ELISA	DEV9933	96	2 h	5 - 1,000 ng/ml	0.14 ng/ml	20 µl	serum	TMB 450 nm
Prolactin canine								
ELISA	DEV9944	96	3 h 30 min	2.5 - 80 ng/ml	0.4 ng/ml	25 µl	serum	TMB 450 nm
TSH canine								
ELISA	DEV9955	96	2 h 30 min	0.2 - 5.2 ng/ml	0.00002 ng/ml	100 µl	serum, plasma	TMB 450 nm
Prolactin rat								
ELISA	DEV9966	96	3 h 30 min	5 - 80 ng/ml	0.6 ng/ml	25 µl	serum	TMB 450 nm
TSH rat								
ELISA	DEV9977	96	18 - 20 h	2.5 - 80 ng/ml	0.1 ng/ml	25 µl	serum	TMB 450 nm
Progesterone rat/mouse								
ELISA	DEV9988	96	1 h 30 min	0.4 - 100 ng/ml	0.04 ng/ml	25 µl	serum, plasma	TMB 450 nm
Estradiol rat								
ELISA	DEV9999	96	3 h 30 min	5 - 1,280 pg/ml	2.5 pg/ml	75 µl	serum	TMB 450 nm
Insulin rat								
ELISA	DEV8811	96	2 h 30 min	0.156 - 10 ng/ml	0.1 ng/ml	20 µl	serum, plasma	TMB 450 nm

Salivary Diagnostics


The exact measurement of hormone concentrations is important for the correct estimation of the hormone balance and endocrine function. This measurement traditionally is performed in blood/serum/plasma samples. Several hormones also can be analyzed in saliva. This technique offers several advantages: the sampling is non-invasive and can be done any-time, anywhere. Saliva testing for steroid hormones by far is the most reliable and convenient method for measuring the hormone activity in endocrine disorders and in checking the hormonal balance. Typical fields of applications are: Psychology, Endocrinology, Anti-Aging, Sports Medicine, Veterinary Diagnostics and more.



For more details please ask for our special brochure "Salivary Diagnostics".

Method	Cat.-No.	Tests	Incubation time	Standard range	Sensitivity	Internal controls	Fine sample volume	Sample type	Substrate
Cortisol free in Saliva									
ELISA	DES6611	96	1 h 30 min	0.1 - 30 ng/ml	0.019 ng/ml	2	50 µl	saliva	TMB 450 nm
Testosterone free in Saliva									
ELISA	DES6622	96	1 h 30 min	10 - 1,000 pg/ml	2.2 pg/ml	2	100 µl	saliva	TMB 450 nm
Estriol free in Saliva									
ELISA	DES6644	96	1 h 30 min	2.5 - 4,000 pg/ml	1.4 pg/ml	2	50 µl	saliva	TMB 450 nm
DHEA free in Saliva									
ELISA	DES6666	96	1 h 30 min	10 -2,560 pg/ml	3.7 pg/ml	2	100 µl	saliva	TMB 450 nm
17-OH-Progesterone free in Saliva									
ELISA	DESLV3140	96	1 h 15 min	10 - 1,000 pg/ml	2.5 pg/ml	2	25 µl	saliva	TMB 450 nm
alpha-Amylase Saliva									
ELISA	DEEQ6231	96	1 h 15 min	10 - 500 U/ml	3.6 U/ml	2	20 µl	saliva	TMB 450 nm
Androstenedione free in Saliva									
ELISA	DESLV4780	96	1 h 15 min	20 - 1,000 pg/ml	5 pg/ml	2	50 µl	saliva	TMB 450 nm
Estradiol free in Saliva									
ELISA	DESLV4188	96	3 h	1 - 100 pg/ml	0.6 pg/ml	2	100 µl	saliva	TMB 450 nm
Estrone free in Saliva									
ELISA	DESLV5228	96	1 h 15 min	3 - 333 pg/ml	0.12 pg/ml	2	100 µl	saliva	TMB 450 nm
Secretory IgA									
ELISA	DEXK276	96	2 h 15 min	2 - 400 µg/ml	0.6 µg/ml	1	10 µl	saliva, other body fluids	TMB 450 nm

Autoimmunity



One of the cardinal properties of the immune system is its ability to recognize and respond to for-

eign antigens but not to self-antigens. Loss of this self-tolerance, results in immune reactions against one's, or autologous, antigens. Such reactions are called autoimmunity, and the diseases they cause are called autoimmune diseases. These ELISAs are suitable for the diagnosis and therapy monitoring of rheumatic diseases, thrombosis, vasculitis, diabetes and autoimmune diseases of the gastrointestinal tract.

Method	Antibody class	Cat.-No.	Tests	Incubation time	Standard range	Sensitivity	Internal controls	Final sample volume	Sample type	Substrate
ACPA										
ELISA		DE7170	96	1 h 5 min	20 - 1,000 U/ml	1 U/ml	2	100 µl	serum, plasma	TMB 450 nm
AMA-M2										
ELISA		DE7000	96	1 h 5 min	12.5 - 200 IU/ml	1 IU/ml	2	100 µl	serum, plasma	TMB 450 nm
ANA Hep Screen										
ELISA		DE7020	96	1 h 5 min	Cut-off	diagn. 98.9 %	-	100 µl	serum, plasma	TMB 450 nm
ANA Profile										
ELISA		DE7010	96	1 h 5 min	Cut-off	diagn. 95.5 %	1	100 µl	serum, plasma	TMB 450 nm
ANA Screen										
ELISA		DE7030	96	1 h 5 min	Cut-off	diagn. 96.4 %	1	100 µl	serum, plasma	TMB 450 nm
ANCA Profile										
ELISA		DE7040	96	1 h 5 min	Cut-off	diagn. 90.2 %	-	100 µl	serum, plasma	TMB 450 nm
ANCA Screen										
ELISA		DE7050	96	1 h 5 min	Cut-off	diagn. 95.1 %	-	100 µl	serum, plasma	TMB 450 nm
ANCA-C (PR3)										
ELISA		DE7060	96	1 h 5 min	5 - 100 U/ml	0.5 U/ml	2	100 µl	serum, plasma	TMB 450 nm
ANCA-P (MPO)										
ELISA		DE7080	96	1 h 5 min	5 - 100 U/ml	0.5 U/ml	2	100 µl	serum, plasma	TMB 450 nm
Annexin V Ab										
ELISA	IgG/IgM	DE7100	96	1 h 5 min	6.3 - 100 U/ml	1 U/ml	3	100 µl	serum, plasma	TMB 450 nm
Anti-LKM-1										
ELISA		DE7703	96	1 h	3 - 300 U/ml	1 U/ml	-	100 µl	serum	TMB 450 nm
Anti-Ovarian Ab										
ELISA		DE2937	96	2 h 30 min	6 - 100 U/ml	-	1	50 µl	serum	TMB 450 nm
Anti-Spermatozoa Antibody (ASA)										
ELISA		DE1021	96	2 h 30 min	31 - 250 U/ml	3.74 U/ml	1	50 µl	seminal plasma	TMB 450 nm
ELISA		DE1020	96	2 h 30 min	31 - 250 U/ml	25 U/ml	1	50 µl	serum	TMB 450 nm
ASCA										
ELISA	IgG/IgA	DE7240	96	1 h 5 min	6.3 - 100 U/ml	0.5 U/ml	2	100 µl	serum, plasma	TMB 450 nm
beta2-Glycoprotein I Ab										
ELISA	IgA	DE7250	96	1 h 5 min	6.3 - 100 U/ml	0.5 U/ml	2	100 µl	serum, plasma	TMB 450 nm
ELISA	IgG/IgM	DE7260	96	1 h 5 min	6.3 - 100 U/ml	0.5 U/ml	2	100 µl	serum, plasma	TMB 450 nm
ELISA	IgA/IgG/IgM	DE7270	96	1 h 5 min	3.3 - 90 U/ml	0.5 U/ml	-	100 µl	serum, plasma	TMB 450 nm
BPI Ab										
ELISA		DE7110	96	1 h 5 min	6.3 - 100 U/ml	0.5 U/ml	2	100 µl	serum, plasma	TMB 450 nm
C1q Ab										
ELISA		DE7280	96	1 h 5 min	6.3 - 100 U/ml	0.5 U/ml	2	100 µl	serum, plasma	TMB 450 nm
Cardiolipin Ab										
ELISA	IgA	DE7290	96	1 h 5 min	7.5 - 120 U/ml	1 U/ml	2	100 µl	serum, plasma	TMB 450 nm
ELISA	IgG/IgM	DE7300	96	1 h 5 min	IgG: 7.5 - 120 U/ml	IgG: 1 U/ml;	2	100 µl	serum, plasma	TMB 450 nm
ELISA	IgA/IgG/IgM	DE7310	96	1 h 5 min	3.3 - 90 U/ml	1 U/ml	-	100 µl	serum, plasma	TMB 450 nm
Cathepsin G Ab										
ELISA		DE7120	96	1 h 5 min	6.3 - 100 U/ml	0.5 U/ml	2	100 µl	serum, plasma	TMB 450 nm
CCP Ab										
ELISA		DE7760	96	1 h 5 min	20 - 1,000 U/ml	1 U/ml	2	100 µl	serum, plasma	TMB 450 nm
Centromere B Ab										
ELISA		DE7320	96	1 h 5 min	10 - 300 U/ml	1 U/ml	2	100 µl	serum, plasma	TMB 450 nm
DGP Ab										
ELISA	IgA	DE7770	96	1 h 5 min	6.3 - 100 U/ml	1 U/ml	2	100 µl	serum, plasma	TMB 450 nm
ELISA	IgG	DE7780	96	1 h 5 min	6.3 - 100 U/ml	1 U/ml	2	100 µl	serum, plasma	TMB 450 nm
ds-DNA Ab										
ELISA	IgA	DE7340	96	1 h 5 min	12.5 - 200 U/ml	1 U/ml	2	100 µl	serum, plasma	TMB 450 nm
ELISA	IgG	DE7360	96	1 h 5 min	12.5 - 200 IU/ml	1 IU/ml	2	100 µl	serum, plasma	TMB 450 nm
ELISA	IgA/IgG/IgM	DE7370	96	1 h 5 min	12.5 - 200 U/ml	1 U/ml	2	100 µl	serum, plasma	TMB 450 nm

Method	Antibody class	Cat.-No.	Tests	Incubation time	Standard range	Sensitivity	Internal controls	Final sample volume	Sample type	Substrate
Elastase Ab										
ELISA		DE7380	96	1 h 5 min	6.3 - 100 U/ml	0.5 U/ml	2	100 µl	serum, plasma	TMB 450 nm
ENA Combi										
ELISA		DE7390	96	1 h 5 min	12.5 - 100 U/ml	1 U/ml	-	100 µl	serum, plasma	TMB 450 nm
ENA Screen										
ELISA		DE7420	96	1 h 5 min	Cut-off	diagn. 92.7 %	-	100 µl	serum, plasma	TMB 450 nm
ENA-4 Profile										
ELISA		DE7400	96	1 h 5 min	Cut-off	diagn. 84.9 %	2	100 µl	serum, plasma	TMB 450 nm
ENA-6 Profile										
ELISA		DE7410	96	1 h 5 min	Cut-off	diagn. 86.4 %	2	100 µl	serum, plasma	TMB 450 nm
GBM Ab										
ELISA		DE7130	96	1 h 5 min	20 - 200 U/ml	1 U/ml	2	100 µl	serum, plasma	TMB 450 nm
Gliadin										
ELISA	IgA	DEGLI02	96	1 h 50 min	1 - 150 U/ml	1.05 U/ml	-	100 µl	serum, plasma	TMB 450 nm
ELISA	IgG	DEGLI01	96	1 h 50 min	1 - 150 U/ml	1.11 U/ml	-	100 µl	serum, plasma	TMB 450 nm
ELISA	IgM	DEGLI03	96	1 h 50 min	1 - 300 U/ml	0.94 U/ml	-	100 µl	serum, plasma	TMB 450 nm
Histone Ab										
ELISA		DE7670	96	1 h 5 min	12.5 - 200 U/ml	1 U/ml	2	100 µl	serum, plasma	TMB 450 nm
Insulin Ab										
ELISA		DE7430	96	1 h 5 min	6.3 - 100 U/ml	0.5 U/ml	2	100 µl	serum, plasma	TMB 450 nm
Intrinsic Factor Ab										
ELISA		DE7140	96	1 h 5 min	6.3 - 100 U/ml	0.5 U/ml	2	100 µl	serum, plasma	TMB 450 nm
Jo-1 Ab										
ELISA		DE7440	96	1 h 5 min	12.5 - 200 U/ml	1 U/ml	2	100 µl	serum, plasma	TMB 450 nm
Lactoferrin Ab										
ELISA		DE7160	96	1 h 5 min	6.3 - 100 U/ml	0.5 U/ml	2	100 µl	serum, plasma	TMB 450 nm
Nucleosome Ab										
ELISA		DE7180	96	1 h 5 min	12.5 - 200 U/ml	0.5 U/ml	2	100 µl	serum, plasma	TMB 450 nm
Parietal Cell Ab										
ELISA		DE7450	96	1 h 5 min	6.3 - 100 U/ml	0.5 U/ml	2	100 µl	serum, plasma	TMB 450 nm
Phosphatidic Acid Ab										
ELISA	IgG/IgM	DE7190	96	1 h 5 min	6.3 - 100 U/ml	0.5 U/ml	2	100 µl	serum, plasma	TMB 450 nm
Phosphatidyl Inositol Ab										
ELISA	IgG/IgM	DE7200	96	1 h 5 min	6.3 - 100 U/ml	0.5 U/ml	2	100 µl	serum, plasma	TMB 450 nm
Phosphatidyl Serine Ab										
ELISA		DE7460	96	1 h 5 min	6.3 - 100 U/ml	0.5 U/ml	2	100 µl	serum, plasma	TMB 450 nm
Phospholipid Screen										
ELISA	IgG/IgM	DE7470	96	1 h 5 min	6.3 - 100 U/ml	0.5 U/ml	2	100 µl	serum, plasma	TMB 450 nm
Prothrombin Ab										
ELISA	IgG/IgM	DE7210	96	1 h 5 min	6.3 - 100 U/ml	1 U/ml	2	100 µl	serum, plasma	TMB 450 nm
ELISA	IgA/IgG/IgM	DE7230	96	1 h 5 min	6.3 - 100 U/ml	1 U/ml	2	100 µl	serum, plasma	TMB 450 nm
Rheumatoid Factor										
ELISA	IgA	DE7630	96	1 h 5 min	15 - 500 U/ml	1 U/ml	2	100 µl	serum, plasma	TMB 450 nm
ELISA	IgG	DE7640	96	1 h 5 min	15 - 500 U/ml	1 U/ml	2	100 µl	serum, plasma	TMB 450 nm
ELISA	IgM	DE7650	96	1 h 5 min	15 - 500 U/ml	1 U/ml	2	100 µl	serum, plasma	TMB 450 nm
ELISA	IgA/IgG/IgM	DE7660	96	1 h 5 min	15 - 500 U/ml	1 U/ml	2	100 µl	serum, plasma	TMB 450 nm
RNP 70 Ab										
ELISA		DE7490	96	1 h 5 min	12.5 - 200 U/ml	1 U/ml	2	100 µl	serum, plasma	TMB 450 nm
RNP/Sm Ab										
ELISA		DE7500	96	1 h 5 min	12.5 - 200 U/ml	1 U/ml	2	100 µl	serum, plasma	TMB 450 nm
Sci-70 Ab										
ELISA		DE7510	96	1 h 5 min	12.5 - 200 U/ml	1 U/ml	2	100 µl	serum, plasma	TMB 450 nm
Sm Ab										
ELISA		DE7520	96	1 h 5 min	12.5 - 200 U/ml	1 U/ml	2	100 µl	serum, plasma	TMB 450 nm
SS-A 52 Ab										
ELISA		DE7530	96	1 h 5 min	12.5 - 200 U/ml	0.5 U/ml	2	100 µl	serum, plasma	TMB 450 nm
SS-A 60 Ab										
ELISA		DE7540	96	1 h 5 min	12.5 - 200 U/ml	0.5 U/ml	2	100 µl	serum, plasma	TMB 450 nm
SS-A Ab										
ELISA		DE7550	96	1 h 5 min	12.5 - 200 U/ml	1 U/ml	2	100 µl	serum, plasma	TMB 450 nm
SS-B Ab										
ELISA		DE7560	96	1 h 5 min	12.5 - 200 U/ml	1 U/ml	2	100 µl	serum, plasma	TMB 450 nm
ss-DNA Ab										
ELISA		DE7570	96	1 h 5 min	12.5 - 200 U/ml	1 U/ml	2	100 µl	serum, plasma	TMB 450 nm
Tissue Transglutaminase Ab										
ELISA	IgA	DE7720	96	1 h 5 min	5 - 200 U/ml	1 U/ml	2	100 µl	serum, plasma	TMB 450 nm
ELISA	IgG	DE7730	96	1 h 5 min	5 - 200 U/ml	1 U/ml	2	100 µl	serum, plasma	TMB 450 nm
ELISA	IgA/IgG/IgM	DE7740	96	1 h 5 min	5 - 200 U/ml	1 U/ml	2	100 µl	serum, plasma	TMB 450 nm



Immunology is a branch of biomedical science that covers the study of all aspects of the immune system in all organisms. It deals with the physiological functioning of the immune system in states of both health and diseases, malfunctions of the immune system in immunological disorders.

Topseller of this product group in combination with other inflammatory and fertility markers: PMN-Elastase ELISA.

Method	Cat.-No.	Tests	Incubation time	Standard range	Sensitivity	Internal controls	Final sample volume	Sample type	Substrate
PMN Elastase									
ELISA	DEH3311	96	2 h 20 min	15.6 - 1,000 ng/ml	0.2 ng/ml	2	100 µl	plasma, seminal plasma, exudate, BALF, CSF	TMB 450 nm
CSa									
ELISA	DE3327	192	50 min	0.1 - 10 µg/l	< 0.02 µg/l	1	50 µl	plasma, urine	TMB 450 nm
IFN-gamma human									
ELISA	DE4434	96	2 h 15 min	1 - 30 IU/ml	0.03 IU/ml	2	50 µl	serum, plasma	TMB 450 nm
Interleukin-10 human									
ELISA	DE4699	96	4 h 30 min	22 - 2,144 pg/ml	1.6 pg/ml	2	100 µl	serum	TMB 450 nm
Interleukin-1beta human									
ELISA	DE4437	96	2 h 15 min	18 - 933 pg/ml	0.35 pg/ml	2	200 µl	serum, plasma	TMB 450 nm
Interleukin-6 human									
ELISA	DE4640	96	2 h 15 min	34.0 - 2,647 pg/ml	2 pg/ml	2	100 µl	serum	TMB 450 nm
Interleukin-8 human									
ELISA	DE4700	96	2 h 30 min	47.2 - 1,750 pg/ml	1.1 pg/ml	2	100 µl	plasma	TMB 450 nm
TNF-alpha human									
ELISA	DE4641	96	4 h 15 min	6.8 - 518 pg/ml	0.7 pg/ml	2	200 µl	serum	TMB 450 nm

Biogenic Amines



Naturally occurring biogenic amines in plants, animals and humans play a crucial role as tissue hormones or neurotransmitters. There are five established biogenic amine neurotransmitters: the three catecholamines - dopamine, norepinephrine (noradrenaline), and epinephrine (adrenaline) - and histamine and serotonin. Neurotransmitters are prominent participants in the etiology of many peripheral and central nervous system disorders.

Our portfolio of Biogenic Amines is applicable for the diagnosis of e.g. Pheochromocytoma, burn-out syndrome, cardiac diseases, hyper- and hypotensia and carcinoid syndrome.

Method	Cat.-No.	Tests	Incubation time	Standard range	Sensitivity	Internal controls	Final sample volume	Sample type	Isotope / Substrate
2 CAT									
ELISA	DEE6500	2 x 96	3 h 25 min	AD: 1 - 200 ng/ml; NAD: 5 - 1,000 ng/ml	AD: u: 0.9 ng/ml; p: 10 pg/ml; NAD: u: 1.7 ng/ml; p: 36 pg/ml	2	AD: 100 µl; NAD: 20 µl	urine, plasma	TMB 450 nm
RIA	DER6500	2 x 96	2 h 45 min	AD: 1 - 200 ng/ml; NAD: 5 - 1,000 ng/ml	AD: u: 0.39 ng/ml; p: 19 pg/ml; NAD: u: 1.1 ng/ml; p: 42 pg/ml	2	AD: 100 µl; NAD: 20 µl	urine, plasma	I-125
3 CAT									
ELISA	DEE6600	3 x 96	3 h 25 min	AD: 1 - 200 ng/ml; NAD: 5 - 1,000 ng/ml; DOP: 4.5 - 2,000 ng/ml	AD: u: 0.9 ng/ml; p: 10 pg/ml; NAD: u: 1.7 ng/ml; p: 36 pg/ml; DOP: u: 2.5 ng/ml; p: 49 pg/ml	2	AD: 100 µl; NAD: 20 µl; DOP: u: 25 µl; p: 50 µl	urine, plasma	TMB 450 nm
RIA	DEE6600	3 x 96	2 h 45 min	AD: 1 - 200 ng/ml; NAD: 5 - 1,000 ng/ml; DOP: 4.5 - 2,000 ng/ml	AD: u: 0.39 ng/ml; p: 19 pg/ml; NAD: u: 1.1 ng/ml; p: 42 pg/ml; DOP: u: 3 ng/ml; p: 29 pg/ml	2	AD: 100 µl; NAD: 20 µl; DOP: u: 10 µl; p: 25 µl	urine, plasma	I-125 nm
5-HIAA									
ELISA	DEE1900	96	2 h 20 min	0.5 - 50 mg/l	0.17 mg/l	2	25 µl	urine	TMB 450 nm
Adrenaline									
ELISA	DEE6100	96	3 h 25 min	1 - 200 ng/ml	u: 0.9 ng/ml; p: 10 pg/ml	2	100 µl	urine, plasma	TMB 450 nm
Dopamine									
ELISA	DEE6300	96	3 h 25 min	4.5 - 2,000 ng/ml	u: 2.5 ng/ml; p: 49 pg/ml	2	u: 25 µl; p: 50 µl	urine, plasma	TMB 450 nm
GABA									
ELISA	DEE2500	96	2 h 50 min	75 - 7,500 ng/ml	49 ng/ml (urine)	2	25 µl or 50 µl	plasma, serum, urine, various biol. samples	TMB 450 nm
Glutamate									
ELISA	DEE2400	96	2 h 50 min	0.6 - 60 µg/ml	0.3 µg/ml	2	25 µl	urine, various biol. samples	TMB 450 nm
Histamine									
ELISA	DEE1000	96	3 h 50 min	0.5 - 50 ng/ml	p: 0.18 ng/ml; u: 0.22 ng/ml	2	25 µl	urine, plasma	TMB 450 nm
ELISA	DEE1700	96	55 min	0.5 - 50 ng/ml	0.2 ng/ml	2	25 µl	urine, wb	TMB 450 nm
Metanephrine									
ELISA	DEE8100	96	16 h	36 - 3,600 pg/ml	14.9 pg/ml	2	50 µl	plasma	TMB 450 nm
Nephrines									
ELISA	DEE8300	2 x 96	16 h	MT: 36 - 3,600 pg/ml; NMT: 72 - 7,200 pg/ml	MT: 14.9 pg/ml; NMT: 17.9 pg/ml	2	MT: 50 µl; NMT: 25 µl	plasma	TMB 450 nm
RIA	DER8300	2 x 100	overnight - 1 h 30 min	MT: 36 - 3,600 pg/ml; NMT: 72 - 7,200 pg/ml	MT: 6.4 pg/ml; NMT: 24.1 pg/ml	2	MT: 60 µl; NMT: 20 µl	plasma	I-125
Noradrenaline									
ELISA	DEE6200	96	3 h 25 min	5 - 1,000 ng/ml	u: 1.7 ng/ml; p: 36 pg/ml	2	20 µl	urine, plasma	TMB 450 nm
Normetanephrine									
ELISA	DEE8200	96	16 h	72 - 7,200 ng/ml	17.9 pg/ml	2	25 µl	plasma	TMB 450 nm
Serotonin									
ELISA	DEE8900	96	1 h	15 - 2,500 ng/ml	6.2 ng/ml	2	25 µl	serum, urine, platelets	TMB 450 nm
Tryptophan									
ELISA	DEE2700	96	15 h 50 min	2.5 - 250 µg/ml	1.2 µg/ml	2	25 µl	urine, plasma, serum	TMB 450 nm

For the detection of human IgA, IgG and IgM antibodies against bacterial, viral, fungal and protozoal antigens, we offer a wide range of infectious disease ELISAs. Their results can identify an active disease, an immunestatus or even re-infections.

New

Legionella pneumophila IgG ELISA (DELEGG0650)

Legionella pneumophila IgM ELISA (DELEGM0650)

Toxoplasma IgA ELISA (DETOXA0460)

Method	Antibody class	Cat.-No.	Tests	Incubation time	Standard range	Sensitivity	Final sample volume	Sample type	Substrate
Adenovirus									
ELISA	IgG	DEADV01	96	1 h 50 min	1 - 150 U/ml	1 U/ml	100 µl	serum, plasma	TMB 450 nm
ELISA	IgM	DEADV03	96	1 h 50 min	1 - 150 U/ml	1.08 U/ml	100 µl	serum, plasma	TMB 450 nm
Ascaris lumbricoides									
ELISA	IgG	DEASCG0020	96	1 h 45 min	Cut-off	diagn. 100 %	100 µl	serum, plasma	TMB 450 nm
Aspergillus fumigatus									
ELISA	IgG	DEASP01	96	1 h 50 min	1 - 200 U/ml	1.08 U/ml	100 µl	serum, plasma	TMB 450 nm
ELISA	IgM	DEASP03	96	1 h 50 min	1 - 60 U/ml	1.04 U/ml	100 µl	serum, plasma	TMB 450 nm
Bordetella pertussis									
ELISA	IgG	DEBPT01	96	1 h 50 min	1 - 150 U/ml	0.98 U/ml	100 µl	serum, plasma	TMB 450 nm
ELISA	IgM	DEBPT03	96	1 h 50 min	1 - 75 U/ml	1 U/ml	100 µl	serum, plasma	TMB 450 nm
Bordetella pertussis FHA									
ELISA	IgA	DEBPT08	96	1 h 50 min	10 - 50 IU/ml	0.5 IU/ml	100 µl	serum, plasma	TMB 450 nm
ELISA	IgG	DEBPT07	96	1 h 50 min	25 - 250 IU/ml	0.5 IU/ml	100 µl	serum, plasma	TMB 450 nm
Bordetella pertussis toxin									
ELISA	IgG	DEBPT04	96	1 h 50 min	25 - 150 IU/ml	0.43 IU/ml	100 µl	serum, plasma	TMB 450 nm
Borrelia burgdorferi									
ELISA	IgG	DEBOR01	96	1 h 50 min	10 - 150 U/ml	0.99 U/ml	100 µl	serum, plasma	TMB 450 nm
ELISA	IgM	DEBOR03	96	1 h 50 min	10 - 150 U/ml	0.99 U/ml	100 µl	serum, plasma	TMB 450 nm
Brucella abortus									
ELISA	IgG	DEBRU01	96	1 h 50 min	1 - 150 U/ml	1.11 U/ml	100 µl	serum, plasma	TMB 450 nm
ELISA	IgM	DEBRU03	96	1 h 50 min	1 - 200 U/ml	1.03 U/ml	100 µl	serum, plasma	TMB 450 nm
Candida albicans									
ELISA	IgG	DECAN01	96	1 h 50 min	1 - 150 U/ml	1.11 U/ml	100 µl	serum, plasma	TMB 450 nm
ELISA	IgM	DECAN03	96	1 h 50 min	1 - 150 U/ml	1.07 U/ml	100 µl	serum, plasma	TMB 450 nm
Chagas (Trypanosoma cruzi)									
ELISA	IgG	DENO0114	96	1 h 45 min	Cut-off	diagn. 100 %	100 µl	serum, plasma	TMB 450 nm
Chikungunya Virus									
ELISA	IgG	DECHIG0590	96	2 h 45 min	Cut-off	diagn. 98.68 %	50 µl	serum, plasma	TMB 450 nm
ELISA	IgM	DECHIM0590	96	2 h 45 min	Cut-off	diagn. 100 %	50 µl	serum, plasma	TMB 450 nm
Chlamydia pneumoniae									
ELISA	IgA	DE4160	96	1 h 45 min	Cut-off	diagn. 91.89 %	100 µl	serum, plasma	TMB 450 nm
ELISA	IgG	DE3912	96	1 h 45 min	Cut-off	diagn. 91.67 %	100 µl	serum, plasma	TMB 450 nm
ELISA	IgM	DE3913	96	1 h 45 min	Cut-off	diagn. 90 %	100 µl	serum, plasma	TMB 450 nm
Chlamydia trachomatis									
ELISA	IgA	DE3809	96	1 h 45 min	Cut-off	diagn. 96.55 %	100 µl	serum, plasma	TMB 450 nm
ELISA	IgG	DE3810	96	1 h 45 min	Cut-off	diagn. 97.33 %	100 µl	serum, plasma	TMB 450 nm
ELISA	IgM	DE3811	96	1 h 45 min	Cut-off	diagn. 88.89 %	100 µl	serum, plasma	TMB 450 nm
Cytomegalo Virus (CMV)									
ELISA	IgG	DECMV01	96	1 h 50 min	1 - 90 U/ml	1.29 U/ml	100 µl	serum, plasma	TMB 450 nm
ELISA	IgM	DECMV03	96	1 h 50 min	1 - 120 U/ml	1.14 U/ml	100 µl	serum, plasma	TMB 450 nm
Dengue Virus									
ELISA	IgG	DENG0120	96	1 h 45 min	Cut-off	diagn. 100 %	100 µl	serum, plasma	TMB 450 nm
ELISA	IgM	DENM0120	96	1 h 45 min	Cut-off	diagn. 91.84 %	100 µl	serum, plasma	TMB 450 nm
Diphtheria									
ELISA	IgG	DEDIP01	96	1 h 50 min	0.01 - 1 IU/ml	0.004 IU/ml	100 µl	serum, plasma	TMB 450 nm
EBV EA (Early Antigen)									
ELISA	IgA	DEEBE02	96	1 h 50 min	1 - 200 U/ml	1.1 U/ml	100 µl	serum, plasma	TMB 450 nm
ELISA	IgG	DEEBE01	96	1 h 50 min	1 - 150 U/ml	1.37 U/ml	100 µl	serum, plasma	TMB 450 nm
ELISA	IgM	DEEBE03	96	1 h 50 min	1 - 200 U/ml	1.1 U/ml	100 µl	serum, plasma	TMB 450 nm
EBV EBNA-1									
ELISA	IgG	DEEBN01	96	1 h 50 min	1 - 150 U/ml	1.64 U/ml	100 µl	serum, plasma	TMB 450 nm
ELISA	IgM	DEEBN03	96	1 h 50 min	1 - 150 U/ml	1.09 U/ml	100 µl	serum, plasma	TMB 450 nm
EBV VCA									
ELISA	IgA	DEEBV02	96	1 h 50 min	1 - 125 U/ml	1 U/ml	100 µl	serum, plasma	TMB 450 nm
ELISA	IgG	DEEBV01	96	1 h 50 min	1 - 200 U/ml	1.29 U/ml	100 µl	serum, plasma	TMB 450 nm
ELISA	IgM	DEEBV03	96	1 h 50 min	1 - 150 U/ml	0.86 U/ml	100 µl	serum, plasma	TMB 450 nm
Echinococcus granulosus									
ELISA	IgG	DEECH01	96	1 h 50 min	1 - 200 U/ml	1.1 U/ml	100 µl	serum, plasma	TMB 450 nm
Entamoeba histolytica									
ELISA	IgG	DEENTG0140	96	1 h 45 min	Cut-off	diagn. 100 %	100 µl	serum, plasma	TMB 450 nm
Giardia lamblia									
ELISA		DE610001	96	1 h 40 min	Cut-off	-	50 µl	stool	TMB 450 nm

Method	Antibody class	Cat.-No.	Tests	Incubation time	Standard range	Sensitivity	Final sample volume	Sample type	Substrate
Helicobacter pylori									
ELISA	IgA	DEHEL02	96	1 h 50 min	1 - 200 U/ml	1 U/ml	100 µl	serum, plasma	TMB 450 nm
ELISA	IgG	DEHEL01	96	1 h 50 min	1 - 150 U/ml	1.16 U/ml	100 µl	serum, plasma	TMB 450 nm
ELISA	IgM	DEHEL03	96	1 h 50 min	1 - 150 U/ml	1 U/ml	100 µl	serum, plasma	TMB 450 nm
Herpes simplex 1									
ELISA	IgG	DEHS101	96	1 h 50 min	1 - 125 U/ml	1.1 U/ml	100 µl	serum, plasma	TMB 450 nm
ELISA	IgM	DEHS103	96	1 h 50 min	1 - 100 U/ml	1.06 U/ml	100 µl	serum, plasma	TMB 450 nm
Herpes simplex 1/2									
ELISA	IgG	DEHSV01	96	1 h 50 min	1 - 200 U/ml	1.2 U/ml	100 µl	serum, plasma	TMB 450 nm
ELISA	IgM	DEHSV03	96	1 h 50 min	1 - 100 U/ml	1.12 U/ml	100 µl	serum, plasma	TMB 450 nm
Herpes simplex 2									
ELISA	IgG	DEHS201	96	1 h 50 min	1 - 150 U/ml	0.98 U/ml	100 µl	serum, plasma	TMB 450 nm
ELISA	IgM	DEHS203	96	1 h 50 min	1 - 150 U/ml	1 U/ml	100 µl	serum, plasma	TMB 450 nm
Influenza A									
ELISA	IgG	DEIFA01	96	1 h 50 min	1 - 150 U/ml	1.1 U/ml	100 µl	serum, plasma	TMB 450 nm
ELISA	IgM	DEIFA03	96	1 h 50 min	1 - 150 U/ml	1.17 U/ml	100 µl	serum, plasma	TMB 450 nm
Influenza B									
ELISA	IgG	DEIFB01	96	1 h 50 min	1 - 175 U/ml	1.07 U/ml	100 µl	serum, plasma	TMB 450 nm
ELISA	IgM	DEIFB03	96	1 h 50 min	1 - 250 U/ml	1.19 U/ml	100 µl	serum, plasma	TMB 450 nm
Legionella pneumophila									
ELISA	IgG	DELEGG0650	96	1 h 45 min	Cut-off	diagn. 90 %	100 µl	serum, plasma	TMB 450 nm
ELISA	IgM	DELEGM0650	96	1 h 45 min	Cut-off	diagn. 96 %	100 µl	serum, plasma	TMB 450 nm
Leishmania infantum									
ELISA	IgG	DEIG0310	96	1 h 45 min	Cut-off	diagn. 90.91 %	100 µl	serum, plasma	TMB 450 nm
Measles									
ELISA	IgG	DEMAS01	96	1 h 50 min	1 - 250 U/ml	1.35 U/ml	100 µl	serum, plasma	TMB 450 nm
ELISA	IgM	DEMAS03	96	1 h 50 min	1 - 150 U/ml	1.07 U/ml	100 µl	serum, plasma	TMB 450 nm
Mumps									
ELISA	IgG	DEMUM01	96	1 h 50 min	1 - 150 U/ml	1.28 U/ml	100 µl	serum, plasma	TMB 450 nm
ELISA	IgM	DEMUM03	96	1 h 50 min	1 - 125 U/ml	1.23 U/ml	100 µl	serum, plasma	TMB 450 nm
Mycobacterium tuberculosis									
ELISA	IgG	DETUB01	96	1 h 50 min	1 - 150 U/ml	1.09 U/ml	100 µl	serum, plasma	TMB 450 nm
ELISA	IgM	DETUB03	96	1 h 50 min	1 - 100 U/ml	1.22 U/ml	100 µl	serum, plasma	TMB 450 nm
Mycoplasma pneumoniae									
ELISA	IgG	DEMYK01	96	1 h 50 min	1 - 100 U/ml	1.12 U/ml	100 µl	serum, plasma	TMB 450 nm
ELISA	IgM	DEMYK03	96	1 h 50 min	1 - 125 U/ml	1.22 U/ml	100 µl	serum, plasma	TMB 450 nm
Parainfluenza 1/2/3									
ELISA	IgG	DEPAX01	96	1 h 50 min	1 - 125 U/ml	1.04 U/ml	100 µl	serum, plasma	TMB 450 nm
ELISA	IgM	DEPAX03	96	1 h 50 min	1 - 200 U/ml	1.18 U/ml	100 µl	serum, plasma	TMB 450 nm
Parvovirus B19									
ELISA	IgG	DE3503	96	1 h 45 min	Cut-off	diagn. 93%	100 µl	serum	TMB 450 nm
ELISA	IgM	DE3504	96	1 h 45 min	Cut-off	0.63 DU/ml	100 µl	serum, plasma	TMB 450 nm
Poliomyelitis Virus									
ELISA	IgG	DEPOL01	96	1 h 50 min	1 - 150 U/ml	1.4 U/ml	100 µl	serum, plasma	TMB 450 nm
Respiratory syncytial Virus (RSV)									
ELISA	IgG	DERSV01	96	1 h 50 min	1 - 150 U/ml	1.22 U/ml	100 µl	serum, plasma	TMB 450 nm
ELISA	IgM	DERSV03	96	1 h 50 min	1 - 150 U/ml	1.7 U/ml	100 µl	serum, plasma	TMB 450 nm
Rubella									
ELISA	IgG	DERUB01	96	1 h 50 min	0 - 500 IU/ml	0.38 IU/ml	100 µl	serum, plasma	TMB 450 nm
ELISA	IgM	DERUB03	96	1 h 50 min	1 - 90 U/ml	1.34 U/ml	100 µl	serum, plasma	TMB 450 nm
Schistosoma mansoni									
ELISA	IgG	DESCHG0410	96	1 h 45 min	Cut-off	diagn. 93.75 %	100 µl	serum, plasma	TMB 450 nm
Strongyloides									
ELISA	IgG/IgM	DESTRO0690	96	1 h 45 min	Cut-off	diagn. 89.47 %	100 µl	serum, plasma	TMB 450 nm
Taenia solium									
ELISA	IgG	DETAEG0420	96	1 h 45 min	Cut-off	diagn. 100 %	100 µl	serum, plasma	TMB 450 nm
TBEV									
ELISA	IgG	DEFSM01	96	1 h 50 min	10 - 1,000 U/ml	3.2 U/ml	100 µl	serum, plasma	TMB 450 nm
ELISA	IgM	DEFSM03	96	1 h 50 min	10 - 1,000 U/ml	1.37 U/ml	100 µl	serum, plasma	TMB 450 nm
Tetanus Toxoid									
ELISA	IgG	DETET01	96	1 h 50 min	0.1 - 5 IU/ml	0.004 IU/ml	100 µl	serum, plasma	TMB 450 nm
Toxocara canis									
ELISA	IgG	DE0450	96	1 h 45 min	Cut-off	diagn. 96.92 %	100 µl	serum, plasma	TMB 450 nm
Toxoplasma									
ELISA	IgA	DETOXA0460	96	1 h 45 min	Cut-off	diagn. 91.7 %	100 µl	serum, plasma	TMB 450 nm
ELISA	IgG	DETOX01	96	1 h 50 min	0 - 250 IU/ml	0.75 IU/ml	100 µl	serum, plasma	TMB 450 nm
ELISA	IgM	DETOX03	96	1 h 50 min	1 - 120 U/ml	1.31 U/ml	100 µl	serum, plasma	TMB 450 nm
Treponema pallidum (Syphilis)									
ELISA	IgG	DE3517	96	1 h 45 min	Cut-off	0.69 U/ml	100 µl	serum, plasma	TMB 450 nm
ELISA	IgM	DE4267	96	1 h 45 min	Cut-off	diagn. 100 %	100 µl	serum, plasma	TMB 450 nm
Trichinella spiralis									
ELISA	IgG	DETRIG0480	96	1 h 45 min	Cut-off	diagn. 100 %	100 µl	serum, plasma	TMB 450 nm
Varicella zoster									
ELISA	IgG	DEVAR01	96	1 h 50 min	1 - 150 U/ml	1.01 U/ml	100 µl	serum, plasma	TMB 450 nm
ELISA	IgM	DEVAR03	96	1 h 50 min	1 - 150 U/ml	1.08 U/ml	100 µl	serum, plasma	TMB 450 nm
Yersinia enterocolitica IgA									
ELISA	IgA	DEYER02	96	1 h 50 min	1 - 200 U/ml	1.02 U/ml	100 µl	serum, plasma	TMB 450 nm
ELISA	IgG	DEYER01	96	1 h 50 min	1 - 180 U/ml	1.92 U/ml	100 µl	serum, plasma	TMB 450 nm
ELISA	IgM	DEYER03	96	1 h 50 min	1 - 110 U/ml	1.02 U/ml	100 µl	serum, plasma	TMB 450 nm
Zika Virus									
ELISA	IgG	DEZVG0790	96	1 h 45 min	Cut-off	diagn. 99.6 %	100 µl	serum, plasma	TMB 450 nm
ELISA	IgM	DEZVM0790	96	1 h 45 min	Cut-off	diagn. 100 %	100 µl	serum, plasma	TMB 450 nm

Food Analytics



Our Food Analytics test kits allow a high-sensitive detection of residues, constituents and microbiological contaminants in food and feed. They enable a reliable and economical detection of numerous analytes like: Mycotoxins, Allergens, Antibiotics, Vitamins and Histamine. So they are part of regular and routine food controls.

For more details please ask for our new special brochure "Food Analytics".

Method	Cat.-No.	Tests	Incubation time	Standard range	Sensitivity	Final sample volume	Sample type	Substrate
Aflatoxin B1								
ELISA	DEAB1E03	96	20 min	1.5 - 24 ppb	0.5 ppb	100 µl	cereals, beer/gyle	TMB 450 nm
Aflatoxin M1								
ELISA	DEAM1E01	96	2 h 20 min	10 - 1,000 pg/ml	< 10 pg/ml	100 µl	milk, milk products	TMB 450 nm
Aflatoxin total								
ELISA	DEAFTE01	96	45 min	0.05 - 1.5 ng/ml	0.015 ng/ml	100 µl	food	TMB 450 nm
Almond								
ELISA	DEALME01	96	1 h	0.4 - 10 ppm	0.2 ppm	100 µl	food	TMB 450 nm
beta-Lactoglobulin								
ELISA	DEBLGE01	96	1 h	10 - 400 ppb	1.5 ppb	100 µl	food	TMB 450 nm
Brazil Nut								
ELISA	DEPARE01	96	1 h	1 - 40 ppm	0.2 ppm	100 µl	food	TMB 450 nm
Casein								
ELISA	DECASE01	96	1 h	0.2 - 6 ppm	0.04 ppm	100 µl	food	TMB 450 nm
Cashew								
ELISA	DECAWE01	96	1 h	2 - 60 ppm	0.2 ppm	100 µl	food	TMB 450 nm
Chloramphenicol								
ELISA	DECAPE02	96	1 h	0.05 - 5 ng/ml	0.03 ng/ml	100 µl	food, human urine	TMB 450 nm
Coconut								
ELISA	DECONE01	96	1 h	2 - 30 ppm	0.4 ppm	100 µl	food	TMB 450 nm
Crustaceans (Tropomyosin)								
ELISA	DECRUE01	96	1 h	20 - 400 ppb	0.09 ppb	100 µl	food	TMB 450 nm
Deoxynivalenol								
ELISA	DEDONE03	96	20 min	0.2 - 5 ppm	0.08 ppm	100 µl	cereals, beer/gyle	TMB 450 nm
Egg White								
ELISA	DEEGGE01	96	1 h	0.4 - 10 ppm	0.05 ppm	100 µl	food	TMB 450 nm
Fish (Parvalbumin)								
ELISA	DEFISE01	96	1 h	4 - 100 ppm	1.4 ppm	100 µl	food	TMB 450 nm
Folic Acid								
ELISA	DEFOLE01	96	2 h 20 min	4 - 400 ng/ml	2 ng/ml	100 µl	food	TMB 450 nm
Fumonisin								
ELISA	DEFUME03	96	20 min	0.05 - 5 ppm	0.015 ppm	100 µl	cereals, beer/gyle	TMB 450 nm
Gladin/Gluten								
ELISA	DEGLUE02	96	1 h	2 - 60 ppm	0.3 ppm	100 µl	food	TMB 450 nm
Hazelnut								
ELISA	DEHAZE01	96	1 h	1 - 40 ppm	0.3 ppm	100 µl	food	TMB 450 nm
Histamine Food								
ELISA	DEE3100	96	55 min	0.5 - 50 ng/ml	0.15 mg/l	25 µl	fish, sausage, milk, wine, fish meal, champagne	TMB 450 nm
Lupine								
ELISA	DELUPE01	96	1 h	2 - 30 ppm	0.2 ppm	100 µl	food	TMB 450 nm
Lysozyme								
ELISA	DELYSE01	96	1 h	25 - 250 ppb	2 ppb	100 µl	food	TMB 450 nm
Macadamia nut								
ELISA	DEMACE01	96	1 h	1 - 40 ppm	0.1 ppm	100 µl	food	TMB 450 nm
Milk								
ELISA	DEMILE01	96	1 h	0.4 - 10 ppm	0.05 ppm	100 µl	food	TMB 450 nm
Molluscs (Tropomyosin)								
ELISA	DEMOLE01	96	1 h	10 - 400 ppb	1.7 ppb	100 µl	food	TMB 450 nm
Mustard								
ELISA	DEMUSE01	96	1 h	2 - 60 ppm	1 ppm	100 µl	food	TMB 450 nm
Ochratoxin A								
ELISA	DEOTAE03	96	15 min	2 - 50 ppb	0.8 ppb	50 µl	cereals, beer/gyle, wine	TMB 450 nm
Ovalbumin								
ELISA	DEOVAE01	96	1 h	25 - 500 ppb	4 ppb	100 µl	food	TMB 450 nm

Method	Cat.-No.	Tests	Incubation time	Standard range	Sensitivity	Final sample volume	Sample type	Substrate
Peanut								
ELISA	DEPEAE01	96	1 h	1 - 40 ppm	0.1 ppm	100 µl	food	TMB 450 nm
Pecan Nut								
ELISA	DEPECE01	96	1 h	2 - 60 ppm	0.2 ppm	100 µl	food	TMB 450 nm
Penicillin								
ELISA	DEPENE01	96	2 h 20 min	4 - 400 ng/ml	3 ng/ml	100 µl	shrimps, milk	TMB 450 nm
Pistachio								
ELISA	DEPISE01	96	1 h	1 - 40 ppm	0.13 ppm	100 µl	food	TMB 450 nm
Quinolones								
ELISA	DEQUIE01	96	45 min	0.4 - 40 ng/ml	0.13 ng/ml	50 µl	food	TMB 450 nm
Sesame								
ELISA	DESESE01	96	1 h	2 - 30 ppm	0.2 ppm	100 µl	food	TMB 450 nm
Soy								
ELISA	DESOJE01	96	1 h	40 - 1,000 ppb	16 ppb	100 µl	food	TMB 450 nm
Streptomycin								
ELISA	DESTRE02	96	1 h	2 - 200 ng/ml	1 ng/ml	100 µl	food	TMB 450 nm
T2 Toxin								
ELISA	DET2TE03	96	20 min	17.5 - 1,750 ppb	13 ppb	100 µl	food	TMB 450 nm
Tetracycline								
ELISA	DETCYE01	96	1 h 20 min	0.04 - 4 ng/ml	0.024 ng/ml	100 µl	food	TMB 450 nm
Vitamin B12								
ELISA	DEB12E01	96	1 h 20 min	0.4 - 40 ng/ml	0.3 ng/ml	50 µl	food	TMB 450 nm
Vitamin H (Biotin)								
ELISA	DEBIOE01	96	1 h 20 min	1 - 25 ng/ml	0.5 ng/ml	50 µl	food	pNpp 405 nm
Walnut								
ELISA	DEWALE01	96	1 h	2 - 60 ppm	0.35 ppm	100 µl	food	TMB 450 nm
Zearalenone								
ELISA	DEZEAE03	96	20 min	10 - 500 ppb	5 ppb	100 µl	cereals, beer/gyle	TMB 450 nm

Allergy & Food Intolerance

The Demeditec Food Intolerance Screening Tests offer a fast, sensitive and reliable detection of IgG4 antibodies to numerous food antigens in order to identify potential food intolerances. Each kit includes all reagents required for the performance of the tests. In addition to our standard formats we offer a unique concept. It allows the user to define an individual test profile by selecting food antigen layout, types and number from more than 400 available food antigens.



Fotos: S. Behringer, G. Häuser

Method	Cat.-No.	Tests	Incubation time	Standard range	Sensitivity	Internal controls	Final sample volume	Sample type	Substrate
Total IgE									
ELISA	DEIGE02	96	45 min	5 - 1,000 IU/ml	0.8 IU/ml	-	10 µl	serum, plasma	TMB 450 nm
IgG4 Screen Nutritional 20									
ELISA	DE40496	96	2 h 30 min	0.35 - 17.5 U/ml	depending on allergen	-	100 µl	serum, plasma	pNpp 405 nm
IgG4 Screen Nutritional 88									
ELISA	DE40188	96	2 h 30 min	0.35 - 100 U/ml	depending on allergen	2	100 µl	serum, plasma	pNpp 405 nm

Reproduction / Down-Syndrome



You can find a wide range of immunoassays for the determination of androgenic and gynaecological hormone levels in serum, plasma or in urine samples in the following table. Hormones are substances produced in particular organs (glands) and transported to their site of action by the blood stream. In combination with the nervous system, hormones control metabolic processes in the entire body.

The steroid hormones are a special group of hormones that play an important role in many essential physiological processes, such as sex differentiation, fertility, pregnancy, mineral metabolism, energy metabolism and others.

As many disorders and diseases are caused or accompanied by too high or too low hormone levels, their determination is an important tool in the clinical laboratories.

Method	Cat.-No.	Tests	Incubation time	Standard range	Sensitivity	Internal controls	Final sample volume	Sample type	Isotope / Substrate
17-OH-Progesterone									
ELISA	DEH3322	96	1 h 30 min	0.1 - 25 ng/ml	0.014 ng/ml	2	25 µl	serum, plasma	TMB 450 nm
AFP									
IRMA	DE33100	100	2 h	2 - 500 IU/ml	0.12 IU/ml	1	50 µl	serum	I-125
AMH Gen II									
ELISA	A79765	96	2 h 30 min	0.14 - 22 ng/ml	0.08 ng/ml	2	60 µl	serum, plasma	TMB 450 nm
Androstenedione									
ELISA	DE3265	96	1 h 30 min	0.1 - 10 ng/ml	0.021 ng/ml	2	20 µl	serum, plasma	TMB 450 nm
beta-hCG									
ELISA	DE1911	96	1 h 15 min	5 - 200 mIU/ml	1 mIU/ml	-	25 µl	serum	TMB 450 nm
IRMA	DE56100	100	2 h	5 - 1,000 mIU/ml	0.08 mIU/ml	1	50 µl	serum	I-125
beta-hCG free									
ELISA	DE4718	96	1 h 20 min	10 - 200 ng/ml	0.2 ng/ml	2	50 µl	serum, plasma	TMB 450 nm
DHEA									
ELISA	DEH3344	96	1 h 30 min	0.3 - 30 ng/ml	0.07 ng/ml	2	25 µl	serum, plasma	TMB 450 nm
DHEA-S									
ELISA	DEH3366	96	1 h 30 min	0.03 - 10 µg/ml	0.002 µg/ml	2	10 µl	serum, plasma	TMB 450 nm
RIA	DE44100	100	1 h	0.3 - 30 µmol/l	0.064 µmol/l	1	10 µl	serum	I-125
Dihydrotestosterone (DHT)									
ELISA	DE2330	96	1 h 15 min	25 - 2,500 pg/ml	7.23 pg/ml	2	50 µl	serum	TMB 450 nm
RIA	DE5170	100	50 min	25 - 2,500 pg/ml	20 pg/ml	2	100 µl	serum, plasma	I-125
Estradiol									
ELISA	DEH3355	96	2 h 30 min	25 - 2,000 pg/ml	6.2 pg/ml	2	25 µl	serum, plasma	TMB 450 nm
ELISA	DE4399	96	4 h 30 min	3 - 200 pg/ml	1.4 pg/ml	-	100 µl	serum, plasma	TMB 450 nm
RIA	DE4381	96	3 h	16.1 - 4.150 pg/ml	2.7 pg/ml	2	50 µl	serum	I-125
Estriol total									
ELISA	DE3717	96	1 h 15 min	2 - 200 ng/ml	1.05 ng/ml	2	20 µl	serum, plasma	TMB 450 nm
Estriol unconjugated									
ELISA	DE1612	96	1 h 30 min	0.3 - 40 ng/ml	0.021 ng/ml	-	10 µl	serum	TMB 450 nm
Estrone									
ELISA	DE4174	96	1 h 15 min	15 - 2,400 pg/ml	8.1 pg/ml	2	25 µl	serum, plasma	TMB 450 nm
FSH									
ELISA	DE1288	96	40 min	5 - 100 mIU/ml	0.856 mIU/ml	-	25 µl	serum	TMB 450 nm
IRMA	DE31100	100	1 h	0.6 - 180 mIU/ml	0.08 mIU/ml	1	100 µl	serum	I-125
hCG									
ELISA	DE1469	96	40 min	5 - 1,000 mIU/ml	< 5 mIU/ml	-	25 µl	serum, plasma	TMB 450 nm

Reproduction / Down-Syndrome

Method	Cat.-No.	Tests	Incubation time	Standard range	Sensitivity	Internal controls	Final sample volume	Sample type	Isotope / Substrate
hPL									
ELISA	DE1283	96	40 min	1.25 - 20 mg/l	0.043 mg/l	2	10 µl	serum	TMB 450 nm
Inhibin A									
ELISA	DE10-28100	96	4 h 15 min	9.5 - 1,001 pg/ml	1 pg/ml	2	50 µl	serum, plasma	TMB 450 nm
ELISA	DE10-28100-4	4 x 96	4 h 15 min	9.5 - 1,001 pg/ml	1 pg/ml	2	50 µl	serum, plasma	TMB 450 nm
Inhibin B Gen II									
ELISA	A81303	96	3 h 30 min	10 - 966 pg/ml	2.6 pg/ml	2	50 µl	serum, plasma	TMB 450 nm
LH									
ELISA	DE1289	96	40 min	10 - 200 mIU/ml	1.27 mIU/ml	-	25 µl	serum	TMB 450 nm
IRMA	DE30100	100	1 h	0.4 - 150 mIU/ml	0.05 mIU/ml	1	100 µl	serum	I-125
PAPP-A									
ELISA	DE52051	96	1 h 15 min	1 - 30 µg/ml	0.133 µg/ml	2	10 µl	serum, plasma	TMB 450 nm
Progesterone									
ELISA	DE1561	96	1 h 20 min	0.3 - 40 ng/ml	0.045 ng/ml	-	25 µl	serum, plasma	TMB 450 nm
RIA	IT1188	100	1 h	0.1 - 62 ng/ml	0.03 ng/ml	1	50 µl	serum, plasma	I-125
Prolactin									
ELISA	DE1291	96	40 min	5 - 200 ng/ml	0.35 ng/ml	-	25 µl	serum	TMB 450 nm
IRMA	DE32100	100	1 h	2 - 160 ng/ml	0.04 ng/ml	1	100 µl	serum	I-125
SHBG									
ELISA	DE2996	96	2 h 45 min	4 - 260 nmol/l	0.23 nmol/l	2	50 µl	serum, plasma	TMB 450 nm
IRMA	DE46100	100	2 h	5 - 250 nmol/l	0.11 nmol/l	1	10 µl	serum	I-125
Testosterone									
ELISA	DE1559	96	1 h 15 min	0.2 - 16 ng/ml	0.08 ng/ml	-	25 µl	serum, plasma	TMB 450 nm
RIA	DE4386	96	3 h	11 - 1,550 ng/dl	5 ng/dl	2	50 µl	serum	I-125
Testosterone free									
ELISA	DE2924	96	1 h 15 min	0.2 - 100 pg/ml	0.04 pg/ml	2	20 µl	serum, plasma	TMB 450 nm
RIA	DE4369	96	2 h	0.53 - 93.1 pg/ml	0.13 pg/ml	2	50 µl	serum	I-125

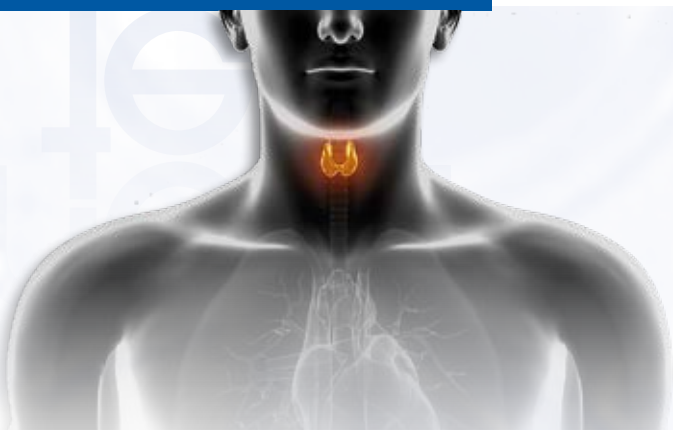
Bone Metabolism

Bone has well recognized mechanical functions: it provides rigidity and shape, protection and support for body structures, and aids locomotion. Contrary to popular belief, bone is in fact a highly dynamic structure undergoing constant remodelling. It is continuously characterized by resorption and adsorption

as a part of bone metabolism. Bone metabolism includes the activity of several hormones, e.g. Osteocalcin, Parathyroid hormone (PTH) and Vitamin D. Therefore determination of these analytes is valuable for monitoring bone metabolism in a professional way.

Method	Cat.-No.	Tests	Incubation time	Standard range	Sensitivity	Internal controls	Final sample volume	Sample type	Isotope / Substrate
25-OH Vitamin D total									
ELISA	DE1971	96	2 h 45 min	7.6 - 144 ng/ml	2.81 ng/ml	2	50 µl	serum	TMB 450 nm
RIA	DER1971	96	3 h	10.4 - 84 ng/ml	1.63 ng/ml	2	25 µl	serum	I-125
25-OH Vitamin D3									
RIA	DEKIP1961	96	2 h	2.3 - 138 ng/ml	1.2 ng/ml	2	100 µl	serum, plasma	I-125
Calcitonin									
ELISA	DEKAP0421	96	18 h 30 min	7.5 - 573 pg/ml	1.3 pg/ml	2	100 µl	serum, plasma	TMB 450 nm
IRMA	DE16100	100	18 - 24 h	9 - 2,000 pg/ml	0.5 pg/ml	2	100 µl	serum	I-125
Osteocalcin human									
ELISA	DEKAP1381	96	2 h 30 min	2.31 - 89.3 ng/ml	0.08 ng/ml	2	25 µl	serum	TMB 450 nm
PTH intact									
ELISA	DE3645	96	3 h 30 min	11.3 - 994 pg/ml	1.57 pg/ml	2	25 µl	serum	TMB 450 nm

Thyroid



This chapter contains various products for the laboratory investigation of thyroid diseases. These products are available in ELISA and RIA technology and include products for the quantitative measurement of free and total thyroid hormones and high sensitive TSH assays. Also we are offering test kits for the measurement of antibodies directed against TSH receptors of the thyroid gland.

Method	Cat.-No.	Tests	Incubation time	Standard range	Sensitivity	Internal controls	Final sample volume	Sample type	Isotope / Substrate
Anti-R-TSH Ab									
ELISA	DE3369	96	3 h	1 - 40 U/l	0.55 U/l	2	75 µl	serum	TMB 450 nm
RIA	DETECT100	100	3 h	1 - 40 U/l	0.3 U/l	2	100 µl	serum	I-125
T3 free									
ELISA	DE2385	96	1 h 30 min	1 - 20 pg/ml	0.536 pg/ml	2	50 µl	serum	TMB 450 nm
RIA	DE06100	100	2 h	2 - 40 pmol/l	0.5 pmol/l	2	100 µl	serum, plasma	I-125
RIA	DE06300	300	2 h	2 - 40 pmol/l	0.5 pmol/l	2	100 µl	serum, plasma	I-125
T3 total									
ELISA	DE4569	96	1 h 10 min	0.5 - 10 ng/ml	< 0.1 ng/ml	2	50 µl	serum, plasma	TMB 450 nm
RIA	IT1699	100	1 h	0.83 - 13.2 nmol/l	0.26 nmol/l	2	25 µl	serum, plasma	I-125
T4 free									
ELISA	DE3775	96	1 h 30 min	0.5 - 8.0 ng/dl	0.27 ng/dl	2	50 µl	serum or plasma	TMB 450 nm
RIA	DE07100	100	1 h	2.8 - 75 pmol/l	0.4 pmol/l	2	25 µl	serum, plasma	I-125
RIA	DE07300	300	1 h	2.8 - 75 pmol/l	0.4 pmol/l	2	25 µl	serum, plasma	I-125
T4 total									
ELISA	DE4568	96	1 h 35 min	25 - 250 nmol/l	8 nmol/l	2	10 µl	serum, plasma	TMB 450 nm
RIA	IT1447	100	1 h	25 - 400 nmol/l	10.63 nmol/l	2	20 µl	serum, plasma	I-125
Thyroidal Peroxidase-Ab (TPO-Ab)									
ELISA	DE7580	96	1 h 5 min	33 - 3,000 IU/ml	5 IU/ml	2	100 µl	serum, plasma	TMB 450 nm
RIA	DE03100	96	1 h 30 min	20 - 3,000 IU/ml	1.3 IU/ml	2	20 µl	serum, plasma	I-125
Thyroglobulin (hTg)									
ELISA	DE7680	96	2 h 20 min	3 - 300 ng/ml	1 ng/ml	2	50 µl	serum, plasma	TMB 450 nm
IRMA	DE20100	100	16 - 24 h	0.3 - 250 ng/ml	0.022 ng/ml	2	100 µl	serum	I-125
Thyroglobulin-Ab (Tg-Ab)									
ELISA	DE7590	96	1 h 5 min	100 - 9,000 IU/ml	10 IU/ml	2	100 µl	serum, plasma	TMB 450 nm
RIA	DE02100	96	1 h 30 min	20 - 2,000 IU/ml	6 IU/ml	2	20 µl	serum, plasma	I-125
TSH									
ELISA	DE4171	96	2 h	0.25 - 15 mIU/l	0.06 mIU/l	2	25 µl	serum, plasma	TMB 450 nm
IRMA	DE15100	100	1 h	0.15 - 50 mIU/l	0.04 mIU/l	2	100 µl	serum, plasma	I-125
IRMA	DE15300	300	1 h	0.15 - 50 mIU/l	0.04 mIU/l	2	100 µl	serum, plasma	I-125

Nephrology

Nephrology concerns the diagnosis and treatment of kidney diseases, including electrolyte disturbances and hypertension, and the care of those requiring renal replacement therapy, including dialysis and re-

nal transplant patients. Many diseases affecting the kidney are systemic disorders not limited to the organ itself, and may require special treatment.

Method	Cat.-No.	Tests	Incubation time	Standard range	Sensitivity	Internal controls	Final sample volume	Sample type	Isotope / Substrate
ACTH									
ELISA	DE3647	96	4 h 30 min	6.4 - 476 pg/ml	0.22 pg/ml	2	200 µl	plasma	TMB 450 nm
Aldosterone									
ELISA	DE5298	96	2 h	20 - 1,000 pg/ml	< 5.7 pg/ml	2	50 µl	serum, plasma, urine	TMB 450 nm
RIA	IT1664	100	3 h	30 - 2,100 pg/ml	14.8 pg/ml	1	50 µl	serum, plasma, urine	I-125
Cortisol									
ELISA	DEH3388	96	1 h 30 min	10 - 800 ng/ml	3.79 ng/ml	2	10 µl	serum, plasma	TMB 450 nm
ELISA	DE2989	96	1 h 15 min	10 - 200 ng/ml	0.22 ng/ml	2	10 µl	urine	TMB 450 nm
RIA	DE28100	100	2 h	40 - 1,600 nmol/l	2.9 nmol/l	1	10 µl	serum	I-125
Micro-Albumin									
ELISA	DE7620	96	50 min	0.15 - 400 µg/ml	0.5 µg/ml	2	20 µl	urine	TMB 450 nm

A tumor marker is a substance found in the blood, urine, or body tissues that can be elevated in cancer, among other tissue types. There are many different tumor markers, each indicative of a particular disease process, and they are used in oncology to help detect the presence of cancer. An elevated level of a tumor marker can indicate cancer; however, there can also be other causes of the elevati-

on. Tumor markers can be produced directly by the tumor or by non-tumor cells as a response to the presence of a tumor. Determination of tumor marker levels by serum testing are useful for: diagnosis of cancer, prognosis cancerous tumors progression, indicating of metastases, detection of residual disease (after surgery), assessment of cancers treatment.

Method	Cat.-No.	Tests	Incubation time	Standard range	Sensitivity	Internal controls	Final sample volume	Sample type	Isotope / Substrate
AFP									
ELISA	DE1468	96	40 min	10 - 160 IU/ml	1.78 IU/ml	-	25 µl	serum	TMB 450 nm
beta-2-Microglobulin									
ELISA	DE7610	96	1 h 5 min	0.75 - 12 µg/ml	0.1 µg/ml	2	100 µl	serum, plasma, urine	TMB 450 nm
RIA	IT1113	100	1 h 30 min	0.33 - 28.5 mg/l	0.1 mg/l	1	50 µl	serum, plasma, urine	I-125
CA125									
ELISA	DE5072	96	1 h 15 min	25 - 600 U/ml	0.25 U/ml	2	50 µl	serum, plasma	TMB 450 nm
IRMA	DE49100	100	2 h	15 - 500 U/ml	1.08 U/ml	2	100 µl	serum	I-125
CA15-3									
ELISA	DE5068	96	2 h 15 min	25 - 200 U/ml	0.5 U/ml	2	10 µl	serum, plasma	TMB 450 nm
IRMA	DE53100	100	2 h	15 - 300 U/ml	1.35 U/ml	2	10 µl	serum	I-125
CA19-9									
ELISA	DE5069	96	2 h 30 min	15 - 240 U/ml	0.2 U/ml	2	50 µl	serum, plasma	TMB 450 nm
IRMA	DE50100	100	2 h	15 - 240 U/ml	0.3 U/ml	2	100 µl	serum	I-125
CA72-4									
ELISA	DE5071	96	2 h 30 min	3 - 100 U/ml	0.79 U/ml	2	20 µl	serum, plasma	TMB 450 nm
IRMA	DE51100	100	2 h overnight	3.1 - 102 U/ml	1.94 U/ml	2	100 µl	serum	I-125
CEA									
ELISA	DE1868	96	1 h 30 min	5 - 100 ng/ml	< 0.596 ng/ml	2	50 µl	serum, plasma	TMB 450 nm
IRMA	DE38100	100	1 h	1.3 - 180 ng/ml	0.05 ng/ml	2	50 µl	serum	I-125
Chromogranin A									
ELISA	DEE9000	96	2 h 25 min	30 - 900 µg/l	6.5 µg/l	2	50 µl	serum, plasma	TMB 450 nm
CYFRA 21-1									
ELISA	DE5070	96	1 h 15 min	3 - 50 ng/ml	0.185 ng/ml	2	50 µl	serum, plasma	TMB 450 nm
NSE									
ELISA	DE2353	96	1 h 15 min	7 - 150 ng/ml	0.19 ng/ml	2	25 µl	serum	TMB 450 nm
PSA free									
ELISA	DE4189	96	2 h 15 min	0.75 - 12 ng/ml	0.1 ng/ml	2	25 µl	serum, plasma	TMB 450 nm
IRMA	IT2520	50	2 h	0.3 - 30 ng/ml	0.02 ng/ml	2	200 µl	serum, plasma	I-125
PSA total									
ELISA	DE3719	96	1 h 25 min	1.56 - 25 ng/ml	0.2 ng/ml	2	25 µl	serum, plasma	TMB 450 nm
IRMA	IT1950	100	2 h	1 - 100 ng/ml	0.1 ng/ml	2	100 µl	serum	I-125
Thymidine Kinase									
REA	IT1948	50	4 h	2.5 - 80 U/l	0.74 U/l	1	25 µl	serum, plasma	I-125

Diabetes

Method	Cat.-No.	Tests	Incubation time	Standard range	Sensitivity	Internal controls	Final sample volume	Sample type	Isotope / Substrate
Anti-GAD									
ELISA	DEGDE96	96	2 h 40 min	5 - 2,000 U/ml	0.57 U/ml	2	25 µl	serum	TMB 450 nm
Anti-IA2									
ELISA	DEIAE962	96	17 h 40 min	7.5 - 4,000 U/ml	1.25 U/ml	2	50 µl	serum	TMB 450 nm
C-Peptide									
ELISA	DE1293	96	1 h 50 min	0.2 - 16 ng/ml	0.064 ng/ml	2	100 µl	serum, plasma, urine	TMB 450 nm
Insulin									
ELISA	DE2935	96	1 h 15 min	6.25 - 100 µU/ml	1.76 µU/ml	-	25 µl	serum, plasma	TMB 450 nm
IRMA	IT3210	100	2 h	2.8 - 285 µU/ml	0.5 µU/ml	2	50 µl	serum, plasma	I-125
Leptin									
ELISA	DEE007	96	1 h 45 min	1 - 100 ng/ml	<0.25 ng/ml	2	20 µl	serum, plasma	TMB 450 nm
Proinsulin									
ELISA	DE1560	96	17 h 30 min	2.6 - 66 pmol/l	0.5 pmol/l	2	100 µl	serum, plasma	TMB 450 nm
ZnT8 Ab									
ELISA	DEZNT896	96	17 h 40 min	10 - 2,000 U/ml	1.2 U/ml	3	25 µl	serum	TMB 450 nm

Growth Factor

Growth factors are soluble-secreted signaling polypeptides capable of instructing specific cellular responses in a biological environment. The specific cellular response triggered by growth factor signaling can result in a very wide range of cell actions, including cell survival, and control over migration, differentiation or proliferation of a specific subset of cells. They also play important roles in the maintenance of tissue homeostasis and

wound healing in the adult. Their activities are mediated via binding to transmembrane receptors that often contain cytoplasmic tyrosine kinase domains. When unregulated, many growth factors and their receptors have been implicated in tumor formation. In summary the system of Growth Hormone and the Insulin-like Growth Factors with their Binding Proteins is an important control cycle.

Method	Cat.-No.	Tests	Incubation time	Standard range	Sensitivity	Internal controls	Final sample volume	Sample type	Isotope / Substrate
Adiponectin human									
ELISA	DEE009	96	1 h 45 min	2 - 100 ng/ml	0.27 ng/ml	2	100 µl	serum, plasma	TMB 450 nm
hGH									
ELISA	DE3552	96	1 h 15 min	0.64 - 74 µU/ml	0.2 µU/ml	2	50 µl	serum, plasma	TMB 450 nm
IRMA	DE43100	100	2 h	0.3 - 100 µU/ml	0.02 µU/ml	1	50 µl	serum	I-125
IGF-I									
ELISA	DEE020	96	1 h 45 min	2 - 50 ng/ml	0.09 ng/ml	2	20 µl	serum, plasma	TMB 450 nm
ELISA	DE4140	96	2 h 45 min	10 - 600 ng/ml	9.75 ng/ml	2	20 µl	serum	TMB 450 nm
IRMA	A15729	100	1 h	36 - 1,520 ng/ml	2 ng/ml	1	50 µl	serum, plasma	I-125
IGF-II									
ELISA	DEE030	96	3 h	0.45 - 9 ng/ml	0.2 ng/ml	2	50 µl	serum, plasma	TMB 450 nm
IGFBP-1									
ELISA	DEE001	96	1 h 45 min	0.1 - 8 ng/ml	0.055 ng/ml	2	50 µl	serum, plasma	TMB 450 nm
IGFBP-2									
ELISA	DEE005	96	1 h 45 min	2 - 80 ng/ml	0.2 ng/ml	2	100 µl	serum, plasma, saliva, ccm, other body fluids	TMB 450 nm
IGFBP-3									
ELISA	DEE003A	96	2 h 30 min	0.4 - 30 ng/ml	0.03 ng/ml	2	50 µl	serum, plasma	TMB 450 nm
IRMA	DE6600	100	18 - 24 h	2.1 - 110 ng/ml	0.5 ng/ml	2	50 µl	serum	I-125
PLGF (Placenta growth factor)									
ELISA	DE4529	96	2 h 30 min	25 - 1,000 pg/ml	< 1.062 pg/ml	2	25 µl	serum	TMB 450 nm

Method	Cat.-No.	Tests	Incubation time	Standard range	Sensitivity	Internal controls	Final sample volume	Sample type	Isotope / Substrate
Active-B12 (Holotranscobalamin)									
ELISA	DEFMABT100	96	2 h 5 min	15.8 - 151.4 pmol/l	8.1 pmol/l	2	100 µl	serum	pNpp 405 nm
Angiotensin I									
RIA	IT3518	100	3 h	0.29 - 28.5 ng/ml	0.07 ng/ml	1	75 µl	plasma	I-125
Calprotectin									
ELISA	DE849	96	2 h	20 - 2,400 µg/ml	2,5 ng/ml	3	50 µl	stool	TMB 450 nm
Corticosterone									
ELISA	DE4164	96	1 h 15 min	5 - 240 nmol/l	< 1.63 nmol/l	2	20 µl	serum, plasma	TMB 450 nm
CRP									
ELISA	DE740001	96	1 h 10 min	5 - 100 µg/ml	< 1 µg/ml	-	100 µl	serum, plasma	TMB 450 nm
Cyclosporine direct									
RIA	IT3679	100	1 h	36 - 2,235 ng/ml	5 ng/ml	2	20 µl	whole blood	I-125
EPO (Erythropoietin)									
ELISA	DE3646	96	2 h 30 min	10.2 - 448 mIU/ml	1.1 mIU/ml	2	200 µl	serum	TMB 450 nm
Ferritin									
ELISA	DE4408	96	1 h 10 min	5 - 1,000 ng/ml	0.04 ng/ml	1	20 µl	serum, plasma	TMB 450 nm
IRMA	DE34100	100	1 h	5 - 1,000 ng/ml	0.06 ng/ml	1	40 µl	serum	I-125
Homocysteine									
ELISA	DE2925	96	1 h	2 - 50 µmol/l	1 µmol/l	-	25 µl	serum, plasma	NMP 450 nm
hsCRP									
ELISA	DE740011	96	1 h 10 min	0.4 - 10 µg/ml	0.02 µg/ml	-	100 µl	serum, plasma	TMB 450 nm
Neopterin									
ELISA	DE59321	96	1 h 40 min	1.35 - 111 nmol/l	0.7 nmol/l	2	20 µl	serum, plasma, urine	TMB 450 nm
Plasma Renin Activity (PRA)									
ELISA	DEMSE5600	96	1 h 40 min	0.2 - 60 ng/ml	0.14 ng/ml	2	50 µl	plasma	TMB 450 nm
Protein C									
ELISA	DE10901	96	1 h 30 min	12.5 - 150 %	6 %	2	100 µl	plasma	TMB 450 nm
Protein S									
ELISA	DE10902	96	1 h 30 min	12.5 - 150 %	1 %	2	100 µl	plasma	TMB 450 nm
Renin									
ELISA	DE5125	96	3 h 15 min	4 - 128 pg/ml	0.81 pg/ml	2	50 µl	serum, plasma	TMB 450 nm
Resistin									
ELISA	DEE050	96	4 h	0.02 - 1 ng/ml	0.006 ng/ml	2	100 µl	serum, plasma, ccm, saliva, breast milk, urine	TMB 450 nm



Index

Order	Page
17-OH-Progesterone	14
17-OH-Progesterone free in saliva	5
2 CAT	9
25-OH Vitamin D3	15
25-OH Vitamin D total	15
3 CAT	9
5-HIAA	9
A	
ACPA	6
ACTH	16
Active-B12 (Holotranscobalamin)	19
Adenovirus	10
Adiponectin human	18
Adrenaline	9
Aflatoxin B1	12
Aflatoxin M1	12
Aflatoxin total	12
AFP	14, 17
Aldosterone	16
Almond	12
alpha-Amylase saliva	5
AMA-M2	6
AMH Gen II	14
ANA Hep Screen	6
ANA Profile	6
ANA Screen	6
ANCA-C (PR3)	6
ANCA-C (PR3)	6
ANCA Profile	6
ANCA-P (MPO)	6
ANCA Screen	6
Androstenedione	14
Androstenedione free in saliva	5
Angiotensin I	19
Annexin V Ab	6
Anti-GAD	18
Anti-IA2	18
Anti-LKM-1	6
Anti-Ovarian Ab	6
Anti-R-TSH Ab	16
Anti-Spermatozoa Antibody (ASA) seminal	6
Anti-Spermatozoa Antibody (ASA) serum	6
ASCA	6
Ascaris lumbricoides	10
Aspergillus fumigatus	10
B	
beta2-Glycoprotein I Ab	6
beta-2-Microglobulin	17
beta-hCG	14
beta-hCG free	14
beta-Lactoglobulin	12
Bordetella pertussis	10
Bordetella pertussis FHA	10
Bordetella pertussis toxin	10
Borrelia burgdorferi	10
BPI Ab	6
Brazil Nut	12
Brucella abortus	10
C	
C1q Ab	6
C5a	8
CA125	17
CA15-3	17
CA19-9	17
CA72-4	17
Calcitonin	15
Calprotectin	19
Candida albicans	10
Cardiolipin Ab	6
Casein	12
Cashew	12
Cathepsin G Ab	6
CCP Ab	6
CEA	17
Centromere B Ab	6
Chagas (Trypanosoma cruzi)	10
Chikungunya Virus	10
Chlamydia pneumoniae	10
Chlamydia trachomatis	10
Chloramphenicol	12
Chromogranin-A	17
Coconut	12
Corticosterone	19
Corticosterone rat/mouse	4
Cortisol	16

Order	Page
Cortisol free in saliva	5
C-Peptide	18
CRP	19
Crustaceans (Tropomyosin)	12
Cyclosporine direct	19
CYFRA 21-1	17
Cytomegalo Virus (CMV)	10
D	
Dengue Virus	10
Deoxynivalenol	12
DGP Ab	6
DHEA	14
DHEA free in saliva	5
DHEA-S	14
Dihydrotestosterone (DHT)	14
Diphtheria	10
Dopamine	9
ds-DNA Ab	6
E	
EBV EA (Early Antigen)	10
EBV EBNA-1	10
EBV VCA	10
Echinococcus granulosus	10
Egg White	12
Elastase Ab	7
ENA-4 Profile	7
ENA-6 Profile	7
ENA Combi	7
ENA Screen	7
Entamoeba histolytica	10
EPO (Erythropoietin)	19
Estradiol	14
Estradiol free in saliva	5
Estradiol rat	4
Estriol free in saliva	5
Estriol total	14
Estriol unconjugated	14
Estrone	14
Estrone-3-Sulfate equine	4
Estrone free in saliva	5
F	
Ferritin	19
Fish (Parvalbumin)	12
Folic Acid	12
FSH	14
Fumonisin	12
G	
GABA	9
GBM Ab	7
Giardia lamblia	10
Gliadin	7
Gliadin/Gluten	12
Glutamate	9
H	
Hazelnut	12
hCG	14
Helicobacter pylori	11
Herpes simplex 1	11
Herpes simplex 1/2	11
Herpes simplex 2	11
hGH	18
Histamine	9
Histamine Food	12
Histone Ab	7
Homocysteine	19
hPL	15
hsCRP	19
I	
IFN-gamma human	8
IGF-I	18
IGF-II	18
IGFBP-1	18
IGFBP-2	18
IGFBP-3	18
IgG4 Screen Nutritional 20	13
IgG4 Screen Nutritional 88	13
Influenza A	11
Influenza B	11
Inhibin A	15
Inhibin B Gen II	15
Insulin	18
Insulin Ab	7
Insulin rat	4
Interleukin-10 human	8

Index

Order	Page
Interleukin-6 human	8
Interleukin-8 human	8
Interleukin-1 beta human	8
Intrinsic Factor Ab	7
J	
Jo-1 Ab	7
L	
Lactoferrin Ab	7
Legionella pneumophila	11
Leishmania infantum	11
Leptin	18
LH	15
Lupine	12
Lysozyme	12
M	
Macadamia nut	12
Measles	11
Metanephrine	9
Micro-Albumin	16
Milk	12
Molluscs (Tropomyosin)	12
Mumps	11
Mustard	12
Mycobacterium tuberculosis	11
Mycoplasma pneumoniae	11
N	
Neopterin	19
Nephridines	9
Noradrenaline	9
Normetanephrine	9
NSE	17
Nucleosome Ab	7
O	
Ochratoxin A	12
Osteocalcin human	15
Ovalbumin	12
P	
PAPP-A	15
Parainfluenza 1/2/3	11
Parietal Cell Ab	7
Parvovirus B19	11
Peanut	13
Pecan Nut	13
Penicillin	13
Phosphatidic Acid Ab	7
Phosphatidyl Inositol Ab	7
Phosphatidyl Serine Ab	7
Phospholipid Screen	7
Pistachio	13
Plasma Renin Activity (PRA)	19
PLGF (Placenta growth factor)	18
PMN Elastase	8
Poliomyelitis Virus	11
Progesterone	15
Progesterone rat/mouse	4
Proinsulin	18
Prolactin	15
Prolactin canine	4
Prolactin rat	4
Protein C	19
Protein S	19
Prothrombin Ab	7
PSA free	17
PSA total	17
PTH intact	15
Q	
Quinolones	13
R	
Renin	19
Resistin	19
Respiratory syncytial virus (RSV)	11
Rheumatoid Factor	7
RNP 70 Ab	7
RNP/Sm Ab	7
Rubella	11
S	
Schistosoma mansoni	11
Scl-70 Ab	7
Secretory IgA	5
Serotonin	9
Sesame	13
SHBG	15
Sm Ab	7

Order	Page
Soy	13
SS-A 52 Ab	7
SS-A 60 Ab	7
SS-A Ab	7
SS-B Ab	7
ss-DNA Ab	7
Streptomycin	13
Strongyloides	11
T	
T3 free	16
T3 total	16
T4 free	16
T4 total	16
Taenia solium	11
TBEV	11
Testosterone	15
Testosterone free	15
Testosterone free in saliva	5
Testosterone rat/mouse	4
Tetanus Toxoid	11
Tetracycline	13
Thymidine Kinase	17
Thyroidal Peroxidase-Ab (TPO-Ab)	16
Thyroglobulin-Ab (Tg-Ab)	16
Thyroglobulin (hTg)	16
Tissue Transglutaminase Ab	7
TNF-alpha human	8
Total IgE	13
Toxocara canis	11
Toxoplasma	11
Treponema pallidum (Syphilis)	11
Trichinella spiralis	11
Tryptophan	9
TSH	16
TSH canine	4
TSH rat	4
V	
Varicella zoster	11
Vitamin B12	13
Vitamin H (Biotin)	13
W	
Walnut	13
Y	
Yersinia enterocolitica	11
Z	
Zearalenone	13
Zika Virus	11
ZnT8 Ab	18

List of abbreviations

Abbreviation	Explanation
Ab	antibody
AD	Adrenaline
Ag	antigen
BALF	bronchoalveolar lavage fluid
bioL	biological
ccm	cell culture medium
CSF	cerebrospinal fluid
diagn.	diagnostic
DOP	Dopamine
I-125	Iodine-125
MT	Metanephrine
NAD	Noradrenaline
NMP	n-methyl-2-pyrrolidone
NMT	Normetanephrine
p	plasma
PFP	platelet free plasma
plat.	platelets
pNpp	para-Nitrophenylphosphate
s	serum
TMB	3,3', 5,5'-Tetramethylbenzidine
u	urine
wb	whole blood



Who we are!



President

Gustav Detlev Horn
Phone: +49(0)431/71922-0
horn@demeditec.de



General Manager

Dr. rer. nat. Arndt Stüber
Phone: +49(0)431/71922-60
Skype: demeditecdas
stueber@demeditec.de



QM & Regulatory Affairs

Claudia Banasch
Phone: +49(0)431/71922-31
Skype: demediteccb
banasch@demeditec.de



Authorized Signatory, ppa

Dr. rer. nat. Manfred Czapp, ppa.
Phone: +49(0)431/71922-32
Skype: demeditecdmc
czapp@demeditec.de



Marketing & Sales

Jytte Stelck
Phone: +49(0)431/71922-50
Skype: jsdemeditec
stelck@demeditec.de




Marketing & Sales

Dr. rer. nat. Andrea Renzing
Phone: +49(0)431/71922-33
Skype: demeditecar
renzing@demeditec.de



Product Specialist

Dr. rer. nat. Lena Baumecker
Phone: +49(0)431/71922-34
Skype: live:baumecker_2
baumecker@demeditec.de



Head of Administration & Logistics

Dennis Lubert
Phone: +49(0)431/71922-24
Skype: demeditecdl
lubert@demeditec.de



Order Processing

Kerstin Sommer
Phone: +49(0)431/71922-23
Skype: demeditecks
sommer@demeditec.de



Order Processing

Ann-Cathrin Kostroun
Phone: +49(0)431/71922-22
Skype: demeditecck
kostroun@demeditec.de



Accounting

Nina Bunzel
Phone: +49(0)431/71922-20
Skype: live:bunzel_9
bunzel@demeditec.de



Purchasing Department

Katja Berg
Phone: +49(0)431/71922-21
Skype: demediteckb
berg@demeditec.de

Who we are!



This edition succeeds all former product lists, which are no longer valid.

Our General Terms and Conditions, which can be viewed on our homepage, apply. Version 08/19

de
medi
tec

■ demeditec
diagnostics gmbh

lise-meitner-strasse 2
24145 kiel
germany

www.demeditec.com

Distributed by Abacus dx

1800 ABACUS (AUS) 0800 222 170 (NZ) | info@abacusdx.com | www.abacusdx.com

abacus dx